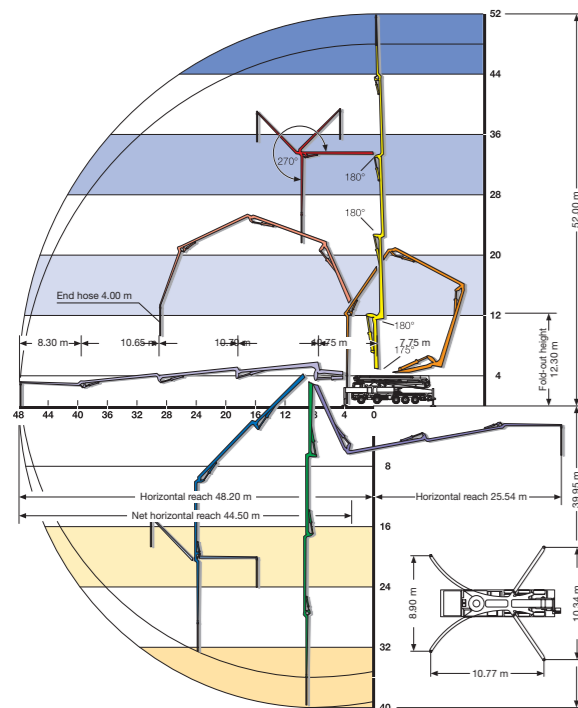


## TECHNICAL DATA

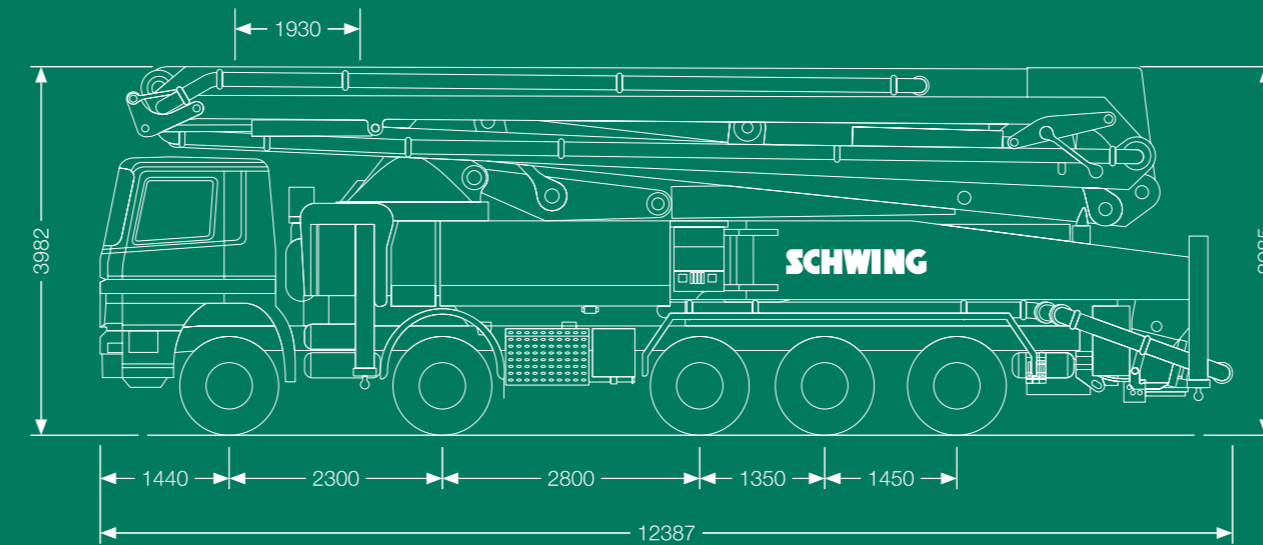
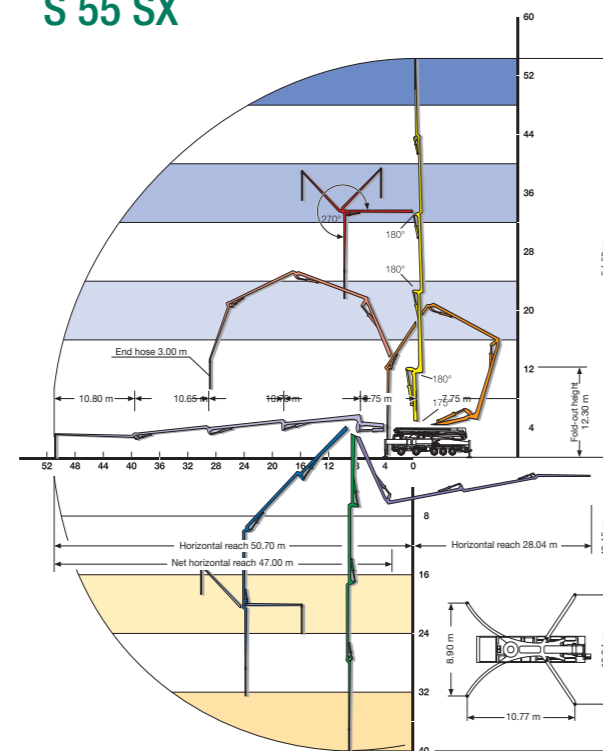
<b>Pump battery</b>		<b>P 2525</b>
Max. theor. output	m <sup>3</sup> /h	164
Max. number of strokes	min.	22
Max. concrete pressure	bar	85
<b>Placing boom</b>		
		<b>52 RZ</b>
		<b>55 RZ</b>
Delivery line diameter		DN 125
Length of end hose	m	4,0
Vertical reach	m	52
Horizontal reach	m	48,2
Number of articulations		5
Height of articulations	m	3,85 / 11,6 / 22,4 / 33,1 / 43,7
Slewing range		380°
Outrigger load, front	kN	340
Outrigger load, rear	kN	300

## WORKING RANGE

### S 52 SX



### S 55 SX



## TRUCK-MOUNTED CONCRETE PUMPS S 52 SX / S 55 SX



## SCHWING-STETTER MOVES CONCRETE. WORLDWIDE.

Wherever concrete is produced and moved is where you will find Schwing-Stetter machinery.

With plants in Germany, Austria, USA, Brazil, Russia, China and India as well as with more than 100 sales and service facilities, the group of companies is always close to the customer.

Our wide range of products with something for every application is what makes Schwing-Stetter the No. 1 system supplier for concrete machinery worldwide.



SCHWING GMBH  
P.O. Box 20 03 62 · D-44647 Herne / Germany  
Phone (0) 23 25 / 9 87-0 · Fax (0) 23 25 / 7 29 22  
www.schwing.de · info@schwing.de

Subject to modifications in the interest of technical progress. The exact standard scope of delivery is detailed in the offer.

10311072.2000.04.10SK





## SCHWING TRUCK-MOUNTED CONCRETE PUMPS S 52 SX - S 55 SX

### LEADING TECHNOLOGY FOR MODERN LONG REACH BOOMS

The S 52 SX and S 55 SX are highly advanced 5-section long boom truck-mounted concrete pumps that feature breakthrough technology in the areas of stabilizing and folding systems.

The substructures, outrigger systems and chassis of both boom lengths are identical. However, the individual boom sections of the S 55 SX have been lengthened to achieve a vertical reach of 54.50 m. This boom extension is made possible by a pipe line diameter of 112 mm.

These truck-mounted concrete pumps are equipped with the SCHWING SX outrigger system. In this system, the one-piece front outriggers, which are extended along an arc, have a spread of just 8.90 m – an enormous advantage for jobs in urban areas or other limited-space situations. The SCHWING 52/55 concrete pumps do not have the heavy and complicated telescope or slewing outrigger mechanisms of other brands.

Thanks to their low height, the outriggers can also fit into any small gaps.

With long boom concrete pumps, the relationship between load moment, operating weight and outrigger spread – are the decisive factors for the space requirement on construction sites. No other outrigger system can make do with such a small footprint in proportion to the size of the placing boom.

The space saved by the SX outrigger system enables the mounting of a pump kit with a stroke of 2.50 m. An additional advantage: all hydraulic pumps and hoses are accessible for easy maintenance.

Additionally, the pivot point for the rear outriggers is above the first rear axle - and thus farther away from the front outriggers than on other truck-mounted concrete pumps in this class. This means that the machine is particularly steady during pumping operation.

The proven long-stroke pump kits are an optimum match of diameter and stroke. Unlike shorter pump cylinders with diameters greater than 250 mm, the long-stroke kit does its job with 16 % fewer strokes.

This reduces energy consumption and friction resistance by use of a smaller reduction between the material cylinder and valve system. This makes for significantly less wear. Together with the Rock Valve system and the open hydraulic circuit, this means higher energy efficiency and greater economy of SCHWING concrete pumps.

The extraordinary versatility of this machine is mainly due to the overhead Roll and Fold with the efficient 175° travel of stage 1. With this folding technology, the operator can move the boom into the working position directly, without having to slew it. This makes for time savings and increased stability of short rigged pumps, as well as flexible setup in constricted spaces.

The overhead Roll and Fold boom technology also means no overhanging boom package and an overall vehicle length of less than 12.40 m. This makes for a low gross vehicle weight and much better maneuverability than machines of other brands that are up to 2 m longer. It also prevents overloading of the rear axle even with residual concrete in the hopper.

In a major advance over all other folding systems, the proven Roll and Fold system was optimized by providing the last boom section with a 270° joint. This makes for excellent mobility of the entire boom, enabling it to cover any working area. The threading characteristics are excellent, even when the machine is positioned directly in front of the structure.

The large water tank, ample room for stowage, easily accessible storage areas, folding steps, a wide range of options and the high resale value make the S 52 SX and S 55 SX the reference standard in their class.



The pumps are designed to distribute the load evenly onto the 5 axles so there is no overhang of the boom package. The pivot point of the rear outriggers is above the first rear axle. This gives the machine a solid stand during pumping operations.



SCHWING long stroke pump kits need 16% less strokes than the shorter pump kits with a diameter of more than 250mm.



A 600 litre water tank placed directly behind the hopper that can be equipped with a water heating system and the optional high pressure pump and cleaner.



The front and rear outriggers come with attached swivel pads.



The orderly placement of hydraulic and pipe lines allow good accessibility to the turret.